



MATTRESS SIZING GUIDE






MATTRESS SIZING GUIDE

AT PROGRESSIVE BED, WE OFFER MATTRESSES THAT FIT STANDARD FRAMES AND BASES WHILE ALSO ALLOWING FOR VARIOUS ADJUSTABLE BED CONFIGURATIONS SO YOU CAN FIND THE BEST MATCH FOR YOUR NEEDS.

The Twin XL and Queen bed configurations are independently controlled as stand-alone units. Twin XL bed configurations consist of one Twin XL mattress and one Twin XL frame. Our Queen bed configurations consist of one Queen mattress and one Queen frame.

Our Split King bed configuration is a design that combines two Twin XL mattresses together with the option to move synchronously together or be controlled independently with two Twin XL adjustable bed frames side by side. The King bed configuration is a design intended for one large King mattress to go with two Twin XL adjustable bed frames that move synchronously together.



Twin XL

Single adults, teens, or kids.



Queen

Parents with children, couples, pet owners, single adults, teens, or kids.



Split King

Couples with different sleeping or resting preferences.



King

Parents with children, couples, or pet owners.



ERGOFLIP MATTRESS SIZE & COST COMPARISON


Twin XL

Size: 79.9" x 37.8" x 10.63"

Cost: \$527.00 CAD

Packaging: 41.73" x 14.17" x 14.17"

Weight: 41 lbs




Queen

Size: 79.9" x 59.8" x 10.63"

Cost: \$624.00 CAD

Packaging: 44" x 19" x 19"

Weight: 62 lbs



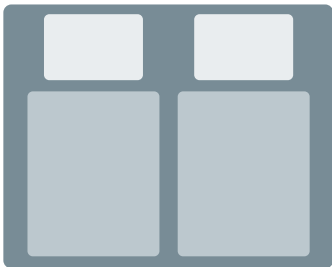
King

Size: 79.9" x 76" x 10.63"

Cost: \$702.00 CAD

Packaging: 44" x 19" x 19"

Weight: 78 lbs



SIZING CHART FOR MATTRESSES

Mattress Configuration	Measurements
Twin XL	79.9" long, 37.8" wide
Queen	79.9" long, 59.8" wide
King	79.9" long, 76" wide



Twin XL



79.9" x 37.8"



1 person

Measuring 79.9" long and 37.8" wide, each Twin XL mattress can be used by an individual user. Single users can enjoy a Twin XL bed with one Twin XL mattress and frame, however, combining two Twin XL mattresses and frames allows for a Split King configuration for couples with different sleeping preferences.



Queen



79.9" x 59.8"



1 or 2 people

Our Queen mattress measures 79.9" long and 59.8" wide. Combining a Queen mattress and Queen frame works well for individuals who prefer extra space. Couples, pet owners, and parents with children who do not need as much space as the King-sized beds may also find the Queen size sufficient.



King



79.9" x 76"



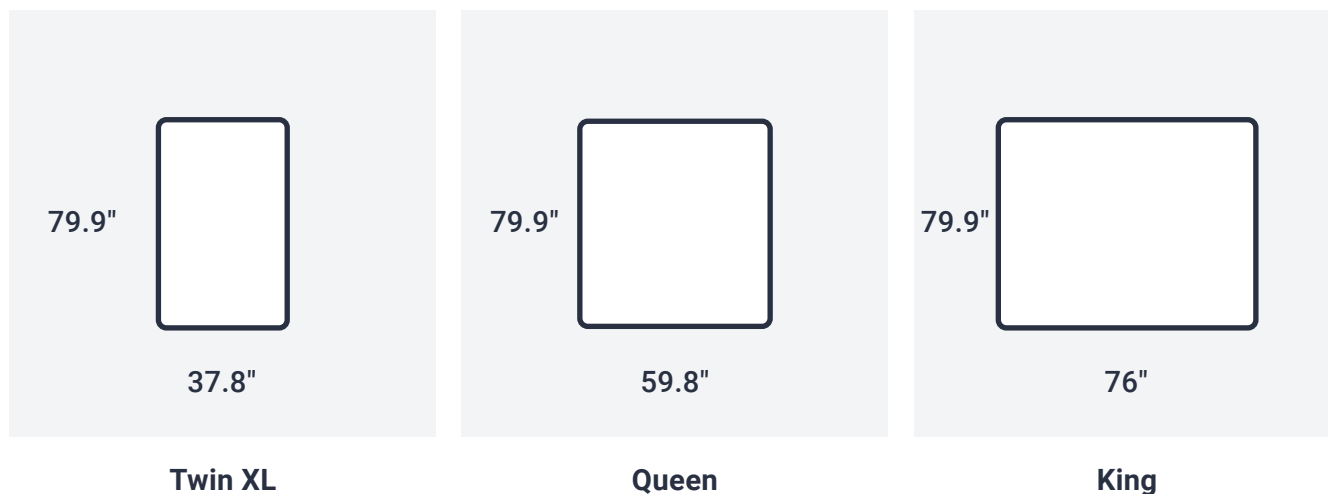
2 people

As the largest size we offer, a King mattress is 79.9" long and 76" wide. When combined with our King bed frames, the King bed offers plenty of space for couples, pet owners, or parents with children to enjoy.





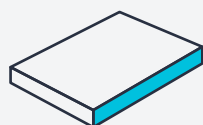
SELECT A MATTRESS SIZE



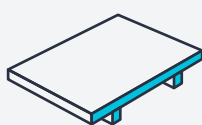
COMPATIBILITY WITH STANDARD SURFACES

Ergoflip mattresses are compatible with nearly any surface found in standard bed platforms or bases to match your favorite bedroom style and appearance! Select from a metal platform base, a sleek and simple solid platform, or an adjustable bed foundation for ultimate comfort. Just make sure the space between your bed's slats is no wider than 4 inches.

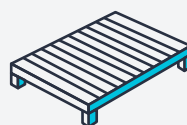
WE RECOMMEND KEEPING YOUR MATTRESS ELEVATED ABOVE THE FLOOR AS THIS HELPS REDUCE BUGS OR OTHER PESTS FROM MAKING CONTACT AS YOU SLEEP.



Box Springs



Solid Platforms



Slatted Foundations



Metal Platform Bases