



















In-stock Model	 PA-25	 PA-28	 PA-30	 PA-31	 PA-33	 PA-35	 PA-40	 PA-40-24VDC	 PA-CB1-4	 LC-241	 FLTCON-1	 FLTCON-2	 FLTCON-3	 FLTCON-4	 FLTCON-2-24VDC	 AC-14	 AC-26-30	 PA-41-4-12V24V	
Control Ability	Multiple Actuators	2 actuators individually (more actuators can be added)	Will control multiple actuators at the same time	Multiple actuators at the same time	Multiple actuators at the same time	Will control multiple actuators at different combinations using Android/Iphone	2 matching Hall Effect actuators simultaneously	2 matching Hall Effect actuators simultaneously	Up to 4 Actuators (1 Operational Per Use)	Controls custom brushless motors with option for speed control	One Hall Effect actuator with memory positions	2 matching Hall Effect actuators simultaneously with memory positions	3 matching Hall Effect actuators simultaneously with memory positions	4 matching Hall Effect actuators simultaneously with memory positions	2 matching Hall Effect actuators simultaneously with memory positions	Control actuator travel speed by rotation of a control knob	Control actuator travel speed by rotation of a control knob	4 matching Hall Effect actuators simultaneously	
Input Voltage	12 VDC	12 VDC	12 VDC	12 VDC	12 VDC	12 VDC	12 VDC	24 VDC	120 VAC	12 VDC; 24 VDC	110 VAC	110 VAC	110 VAC	110-220 VAC	24 VDC	12VDC - 40VDC	12 VDC	12 VDC; 24 VDC	
Unit Weight	1.1 lbs	1.05 lbs	0.95 lbs	0.45 lbs	0.35 lbs	0.8 lbs	0.6 lbs	0.6 lbs	1.84 lbs	0.25 lbs	1.56 lbs	1.3 lbs	2.05 lbs	2.1 lbs	0.56 lbs	0.15 lbs	0.49 lbs	0.82 lbs	
Output Power	12 VDC	12 VDC	12 VDC	12 VDC	12 VDC	12 VDC	12 VDC	24 VDC	12 VDC; 24 VDC	12 VDC; 24 VDC	24 VDC	24 VDC	24 VDC	24 VDC	24 VDC	12VDC - 40VDC (PWM pulses)	12 VDC (PWM pulses)	12 VDC; 24 VDC	
Current	15A (each channel)	15A (each channel)	30A (15A per channel)	20A	20A	10A (each channel)	20A (10A Per Channel)	20A (10A per channel)	8.3A (12VDC), 4.2A (24VDC) per channel	12A (12 VDC); 8A (24 VDC)	8A	8A	8A	6.25A (per channel)	15A (total); 10A (per channel)	10A	30A	6.25A (12VDC), 5A (24VDC) per channel	
Kit Includes	2 hand remotes, 2 actuator wire harnesses, 1 power wire harness, 1 control box, remote batteries	2 hand remotes, 1 control box, remote batteries	1 control box and 2 wireless remotes	2 hand remotes, 1 control box, wire harness	2 hand remotes, 1 control box, wire harness	1 control box and connectors	1 control box, 2 wireless remotes, 1 power wire harness w/ in-line 30A fuse	1 control box, 2 wireless remotes, 1 power wire harness w/ in-line 30A fuse	1 control box, 1 wired hand remote, 4x AC-06-2 wire adapters, 1x AC cable	1 Brushless DC Motor Controller	1 control box, 1 power cord	1 control box, 1 power cord	1 control box, 1 power cord	1 control box, 1 power cord	1 control box, 1 power cord	1 control box, 1 power cord	1 DC speed controller	1 DC speed controller	1 control box, 2 wireless remotes, 1 power wire harness w/ in-line 30A fuse, 1 Remote Sync Push-button, Wired Rocker Switch (RC-13)
Remote Functions	Up, Down, Pause (both momentary and non-momentary)	Up, Down, Pause (both momentary and non-momentary)	Up, Down (both momentary and non-momentary)	Up, Down, Pause (both momentary and non-momentary)	Up, Down, Pause (both momentary and non-momentary)	Up, Down, Pause (both momentary and non-momentary)	Up, Down, Pause (momentary/non-momentary)	Up, Down, Pause (momentary/non-momentary)	Up and Down (Momentary)	No remotes are used for operation	Remotes sold separately	Remotes sold separately	Remotes sold separately	Remotes sold separately	Remotes sold separately	No remotes are used for operation	No remotes are used for operation	Up, Down, Pause (momentary/non-momentary)	
Size	5.9" x 1.3" x 3.9"	4.5" x 1.3" x 3.3"	4.5" x 1.3" x 3.3"	3.5" x 1.1" x 2.7"	2.9" x 1.1" x 2.8"	6.2" x 1.6" x 3.2"	5.9" x 1.3" x 3.9"	5.83" x 3.83" x 1.32"	6.13" x 4.09" x 2.83"	3.6" x 1.0" x 2.2"	8.7" x 1.6" x 3.5"	10.1" x 1.6" x 3.5"	11.3" x 1.8" x 3.8"	10.1" x 1.8" x 5.8"	7.75" x 5.25" x 3.00"	2.35" x 2.9" x 1.12"	3.68" x 4.37" x 1.41"	7.87" x 3.35" x 1.10"	
AC Power Option	With AC-15, PS-13-12, PS-20-12, PS-20-12-67, PS-40-12	With AC-15, PS-13-12, PS-20-12, PS-20-12-67, PS-40-12	With AC-15, PS-13-12, PS-20-12, PS-20-12-67, PS-40-12	With AC-15, PS-13-12, PS-20-12, PS-20-12-67, PS-40-12	With AC-15, PS-13-12, PS-20-12, PS-20-12-67, PS-40-12	With AC-15, PS-13-12, PS-20-12, PS-20-12-67, PS-40-12	With PS-20-12, PS-20-12-67, PS-40-12	With PS-20-24, PA-VC1	Power supply is not needed	With AC-15, PS-13-12, PS-20-12, PS-20-12-67, PS-40-12 (12 VDC); PS-10-24-67, PS-20-24 (24 VDC)	Power supply is not needed	Power supply is not needed	Power supply is not needed	Power supply is not needed	Power supply is not needed	PS-20-24	With AC-15, PS-13-12, PS-20-12, PS-20-12-67, PS-40-12 (12 VDC); PS-10-24-67, PS-20-24 (24 VDC)	With AC-15, PS-13-12, PS-20-12, PS-20-12-67, PS-40-12	With PS-20-24, PA-VC1
Stock Actuator Compatibility	PA-01, PA-MC1, PA-03, PA-04, PA-06, PA-07, PA-09, PA-10, PA-14, PA-15, PA-18, PA-QR1, PA-ST1					PA-01, PA-MC1, PA-03, PA-06, PA-07, PA-09, PA-10, PA-14, PA-15, PA-18, PA-QR1, PA-ST1	PA-04-HS, PA-10-HALL	PA-04-HS, PA-HD1-HALL, PA-TS1, PA-10-HALL	PA-01, PA-MC1, PA-03, PA-06, PA-07, PA-09, PA-10, PA-14, PA-18, PA-QR1 (12VDC); PA-01, PA-09, PA-10, PA-14 (24VDC)	Custom brushless motors PA-14P, Custom brushless motors PA-14	PA-04-HS, PA-TS1, PA-10-HALL	PA-04-HS, PA-TS1, PA-10-HALL	PA-04-HS, PA-TS1, PA-10-HALL	PA-04-HS, PA-TS1, PA-10-HALL	PA-04-HS, PA-TS1, PA-10-HALL	PA-01, PA-MC1, PA-03, PA-06, PA-07, PA-08, PA-09, PA-10, PA-11-D30, PA-14, PA-15, PA-18, PA-QR1, PA-04 (24 VDC)	PA-01, PA-MC1, PA-03, PA-04, PA-04-HS, PA-06, PA-07, PA-08, PA-09, PA-10, PA-11-D30, PA-13, PA-14, PA-14P, PA-15, PA-17, PA-17P, PA-18, PA-100, PA-QR1, PA-HD1, PA-HD1-HALL	PA-04-HS-24VDC, PA-TS1, PA-10-HALL	
Critical points to know	Rated for 15A per channel, parallel control of linear actuators. Each unit connected to the PA-25 can have the speed adjusted from 0-100%. The speed will be affected in both the extend and the retract directions.	Rated for 15A per channel, individual control of linear actuators.	Rated for 15A per channel, parallel control of linear actuators.	For actuators with a higher than 12A current rating, using relays or modifying the wiring harness to a thicker gauge is recommended. The PA-31 control box itself is designed to handle a maximum of 20A.	For actuators with a higher than 12A current rating, using relays or modifying the wiring harness to a thicker gauge is recommended. The PA-33 control box itself is designed to handle a maximum of 20A.	Each channel is rated for 10A. Compatible with Android devices and iPhone devices for control of up to 4 channels (individual, parallel or combination).	Only compatible with 12 VDC hall effect type actuators. Rated for 10A per channel. Controls 2 matching Hall Effect actuators simultaneously to travel the same speed together in the same direction.	Only compatible with 24 VDC hall effect type actuators. Rated for 10A per channel. Controls 2 matching Hall Effect actuators simultaneously to travel the same speed together in the same direction.	PA-CB1-4-12VDC is only compatible with 12 VDC brushed DC motors. Rated for 8.3A per channel. Individually controls up to 4 Actuators (1 Operational Per Use). PA-CB1-4-24VDC is only compatible with 24 VDC brushed DC motors. Rated for 4.2A per channel. Individually controls up to 4 Actuators (1 Operational Per Use).	Only compatible with customized PA-14 and PA-14P brushless motors (12 or 24 VDC). Not compatible with standard brushed motors.	Please see our Hand Remote section to choose the most suitable remote for your application. Contact our sales representatives on how to replace an existing control box for these models.	Please see our Hand Remote section to choose the most suitable remote for your application. Contact our sales representatives on how to replace an existing control box for these models.	Please see our Hand Remote section to choose the most suitable remote for your application. Contact our sales representatives on how to replace an existing control box for these models.	Please see our Hand Remote section to choose the most suitable remote for your application. Contact our sales representatives on how to replace an existing control box for these models.	Please see our Hand Remote section to choose the most suitable remote for your application. Contact our sales representatives on how to replace an existing control box for these models.	The unit will not increase the speed of the actuator but will control the speed from the maximum rated speed to zero. Input power must not swap polarities as this causes component damage. Reverse the output power to change travel direction of actuator.	The unit will not increase the speed of the actuator but will control the speed from the maximum rated speed to zero. Input power must not swap polarities as this causes component damage. Reverse the output power to change travel direction of actuator.	Only compatible with 12 VDC or 24 VDC hall effect type actuators. Controls 4 matching Hall Effect actuators simultaneously to travel the same speed together in the same direction. Ensure PA-04-HS actuators are not fully loaded to stay within the current rating.	