




Table of Contents

1. 2-Stage Modular Lifting Columns
 2. 3-Stage Modular Lifting Columns
 3. 4-Stage Modular Lifting Columns / One Leg Lift System
 4. PA-TS1 (Telescopic Actuator)
 5. All Solutions
-

2-Stage Modular Lifting Columns

			
Model	LG-03	LG-12	LG-13
Dynamic force (lbs)	440	1300	230
Speed - full load (inch/sec)	0.35	0.14	0.43
Stroke (inch)	15.8	15.8	15.8
Height range (inch)	22.4 - 38.2	22.4 - 38.2	21.5 - 37.2
Stages	2	2	2
IP rating	IP43	IP43	IP43

3-Stage Modular Lifting Columns



Model	LG-02	LG-07	LG-11
Dynamic force (lbs)	180	440	230
Speed - full load (inch/sec)	1.18	0.39	0.45
Stroke (inch)	25.5	32	16.5
Height range (inch)	23.5 - 49	24 - 56	12.4 - 28.9
Stages	3	3	3
IP rating	IP51	IP43	IP54

4-Stage Modular Lifting Columns

	
Model	LG-14
Dynamic force (lbs)	67
Speed - full load (inch/sec)	1.97
Stroke (inch)	27.2
Height range (inch)	18.1 - 45.3
Stages	4
IP rating	IP51

One Leg Lift System

		
Model	FLT-03	FLT-11
Dynamic force (lbs)	440	225
Speed - full load (inch/sec)	0.50	0.50
Stroke (inch)	16	16.5
Height range (inch)	22.8 - 37.9	12 - 28.5
Stages	2	3
IP rating	IP43	IP51

Telescopic Actuator



Model	PA-TS1
Dynamic force (lbs)	270
Speed - full load (inch/sec)	0.39
Stroke (inch)	12 or 24 options
Hole-to-hole (inch)	17.57 – 29.57 or 23.57 – 47.57
Stages	3
IP rating	IP43

All Solutions

Model	LG-02	LG-03	LG-07	LG-11	LG-12	LG-13	LG-14	FLT-03	FLT-11	PA-TS1
Dynamic force (lbs)	180	440	440	230	1300	230	67	440	225	270
Speed - full load (inch/sec)	1.18	0.35	0.39	0.45	0.14	0.43	1.97	0.50	0.50	0.39
Stroke (inch)	25.5	15.8	32	16.5	15.8	15.8	27.2	16	16.5	12 or 24
Height range (inch)	23.5 - 49	22.4 - 38.2	24 - 56	12.4 - 28.9	22.4 - 38.2	21.5 - 37.2	18.1 - 45.3	22.8 - 37.9	12 - 28.5	17.57 – 29.57 or 23.57 – 47.57
Stages	3	2	3	3	2	2	4	2	3	3
IP rating	IP51	IP43	IP43	IP54	IP43	IP43	IP51	IP43	IP51	IP43